



DRIVERS' BRIEFING

SILVERSTONE GP
3/4TH JULY 2021

ANDREW ROWE AND KELLY WILLIAMS-JANES – CLERKS OF THE COURSE

CATERHAM

SPECIFIC GUIDANCE FOR THIS WEEKEND



- SuperPole will apply to the top six qualifying cars in the Caterham Seven Championship UK (CSCUK)
- Caterham Academy – The grid for Race 14 will be formed by placing Academy Green group on one side of the grid in qualifying position order and Academy White on the other in qualifying order.
- This weekend's race meeting will be streamed live via Caterham's social channels. The TV cameras provide a much better view of the action than afforded by the circuit's CCTV system and will be used in race control to help monitor driving
- Covid-19 restrictions continue to apply this weekend. Social distancing and the mandatory requirements around face coverings must be observed.
- Please attend the short in-person briefings as indicated in the final instructions located in the Caterham hospitality centre.



DRIVING STANDARDS

Driving standards at the last two rounds can still be improved and I would again remind you that racing is dangerous and we expect very high standards across all our championships.

Please remember that I cannot be omnipresent and watch the actions of each of the ~30 cars in a race. If you have evidence of poor driving standards, it is in the interest of everyone on the grid (including the offending driver's safety) to bring it to the Clerk's attention.

In all series that boast about high driving standards, they are monitored by the people actually in the race, not the officials observing remotely.



SELF-DECLARATION SCRUTINEERING

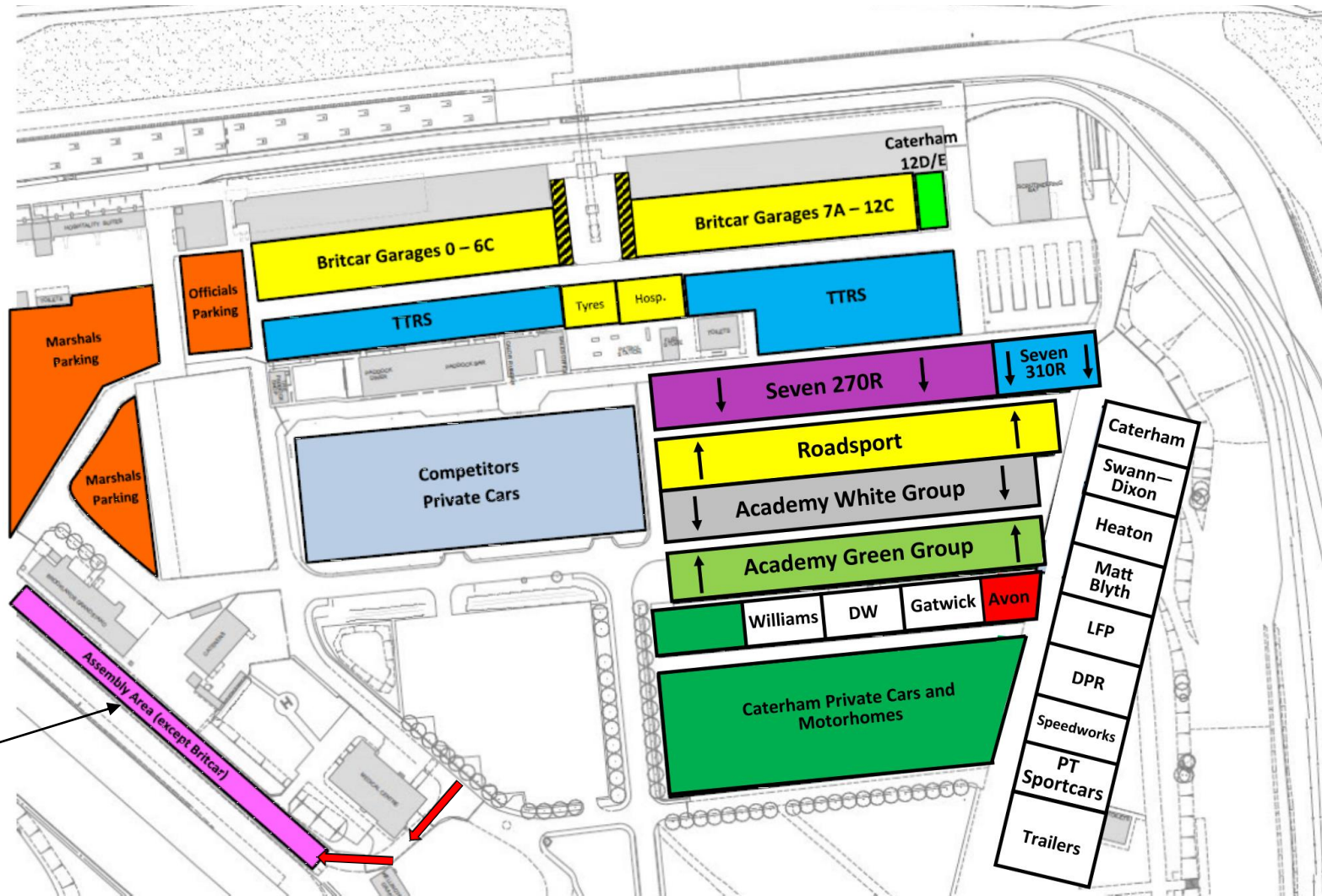
A reminder that Saturday morning scrutineering no longer takes place. **However**, your car may be subject to a spot scrutineering check at any time. Therefore, please ensure that:

- Car is empty of anything non race related (bags, shoes, jerry cans etc)
- NOTHING is loose and could roll around inside.
- Fire extinguisher pin is out
- Seat belts are untwisted and in good condition (Passenger belts are secure)
- Brake lights and rain light work
- Video camera is charged and focused on the right image
- Ensure transponder subscription is up to date

NO MOBILE PHONES ARE PERMITTED (in the car / your pockets)



ASSEMBLY AREA



Assembly area for all Caterham qualifying and race sessions



QUALIFYING

- Cars will be assembled ready for each session
- Please be ready in the Assembly Area twenty minutes before your session
- All cars will be noise tested prior to their first session on the circuit entry to the Assembly Area
- Cars will be released onto the circuit as directed by marshals
- Each driver **MUST** get three timed laps completed
- If we have to RED flag in qualifying we will need you to return to the PIT LANE
- At the end of the track session, please complete a slowing down lap, exit the circuit at the pit entry and proceed straight through the pit lane to Parc Ferme
- **SuperPole:** The top six CSCUK cars from qualifying will go through to SuperPole as directed.

PITLANE



- Observe the blend line when exiting the pit lane
- Observe 60 kph speed limit until after you pass the pit exit line
- During the start of a race, no personnel are allowed on the Pit Wall until all the cars are clear of the grid.
- Only two people per competing car will be allowed to work on the car in the pit lane or assembly area.
- Other personnel may help to move equipment to the pit lane before or after each session.



SAFETY FLAGS



- Danger
- Absolutely no overtaking
- Overtaking permissible after you have passed (not just seen) the Green Flag at the next post
- Not seeing the yellow flag is not an acceptable excuse
- The penalty for not observing yellow flag rules includes possible disqualification




- Stop racing
- No overtaking
- Qualifying: Return to Pit Lane
- Race: Return to Start Line
- Or as directed by Marshals

DO NOT immediately jump on the brakes. Be very aware of the cars behind and slow down carefully.

SIGNALLING AREA


On the start line, the following flags may be shown.



- The Black+White (driving standards), Black+Orange and black will be displayed with a car number.
- A 'Drive Through' board indicating a drive-through penalty may also be shown.



CHEQUERED FLAG



- End of session; return to the pit lane as directed.
- Do not pass the flag twice; this is generally an indication that you are not sufficiently observing flags
- Three times and you will be in real trouble.



PARC FERME


- **At the end of all sessions you will be directed to Parc Ferme, where social distancing rules remain in place.**
- Remember with Parc Ferme you are on your own, no adjustments to the car, tyres etc, no family, team or friends.
- Teams: You will be required to have a member of staff available to remove/replace parts being checked for scrutineering and that person must have a face mask and gloves.
- For Academy, Roadsport and any other non-team/family-supported cars, a member of the Caterham team will undertake these tasks using suitable PPE
- Parc Ferme spectators – please ensure your team and family are social distancing



RACE START

- Cars will be put into grid order by the Assembly Area marshals and will then be shown the “Race Countdown” boards whilst in the Assembly Area.
- Cars will then be released onto the track, straight into their green flag lap (behind the Safety Car) to drive around to the grid.
- During the green flag lap(s), practice starts and excessive weaving are specifically forbidden
- If you stall or spin and fall behind all other competing cars, you must remain behind those cars and start the race from the rear of the grid
- Unnecessarily slow green flag laps may result in the race duration being reduced
- A 5 second board will be shown once all cars are in position on the grid
- The red lights will be displayed, then at some time between 2-7secs the red lights will switch off – signalling the start of the race
- In the case of starting lights failure, the Union flag will be used instead.


BLUE FLAG



- Stationary: Another competitor is following close behind
- Waved: Another competitor is trying to overtake
- Any driver not observing blue flags will be reported and may be penalised

TRACK LIMITS

- Track limits will be monitored and penalties issued for exceeding track limits for qualifying and race sessions

✓	ACCEPTABLE	✓	✗	NOT ACCEPTABLE	✗
A ✓			B ✗		
C ✓			D ✗		
E ✓		✓	F ✗		✗



SAFETY CAR

- As soon as the Safety Car boards and flags are displayed immediately stop racing and slow down and no overtaking!
- The Safety Car itself may not have been deployed when the boards and flags are displayed but cease racing
- The safety car will join the track from the pit lane exit
- Please join the crocodile behind the safety car and maintain a pace with all other cars, allowing us to clear the circuit
- In the event of an incident at the start of the race the safety car may be deployed from the pit lane entry
- On restart the lights will be extinguished and the car will return to pitlane. The leader will set the pace and you cannot pass another car until you have passed the **GREEN** flag on the start line

JUDICIAL



- You may lodge a protest with the secretary of the meeting, contactable on the telephone number published in the Final Instructions.
- If you are reported for a race incident then the Caterham Coordinators will collect your SD card and seal it in an envelope
- If you are then requested to attend a race investigation with the Clerk please come to the Clerks' Office on the first floor of the Race Control building (or this maybe carried out by telephone). Please ensure you comply with social distancing at all times and wear a face mask if attending the Clerks' Office.
- Any SD cards will be returned to you and placed in the Caterham awning for collection once the video incident has been reviewed

QUESTIONS



Thank you for your attention.

If you have any queries, please contact your Caterham Coordinators.