



Britcar Trophy.

Driver & Team Manager Briefing Notes.

Snetterton 15 May 2022.

Welcome, my name is Steve Burns, I am your Clerk of the Course for this meeting.

Please read BARC's Standing Regulations and Health and safety Guidance Notes. Latest versions are available on BARC's website.

You will **sign on** at 8.00am in race administration, on the day. Please take you licence.

Scrutineering will take place in your garages at 8.05am.

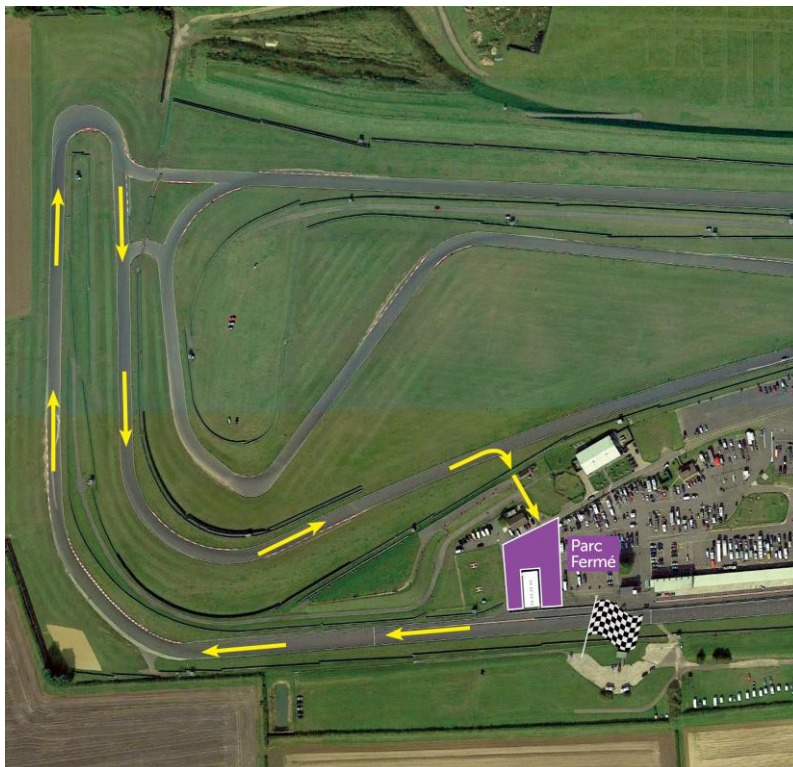
Drivers Briefing will take place in the British Endurance hospitality centre at 8.30am

Noise Testing, will be in front of your garage at 9.15am. Please wait until the Hyundai Cup session is finished before putting your cars into the pit lane.

Circuit entry, for all sessions you will enter the circuit from your garage. Please consider that the session before will be using the pitlane.

Exiting the circuit, for all sessions. After taking the chequered flag please slow down and exit the circuit by turning right after Turn 3 (Palmer) and proceed directly to Parc Fermé. If you are in the pit lane at the chequered flag, you must still go to Parc Fermé via the access road on the right hand side prior to the Pit Exit.

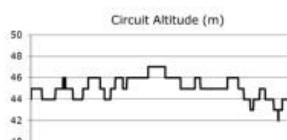
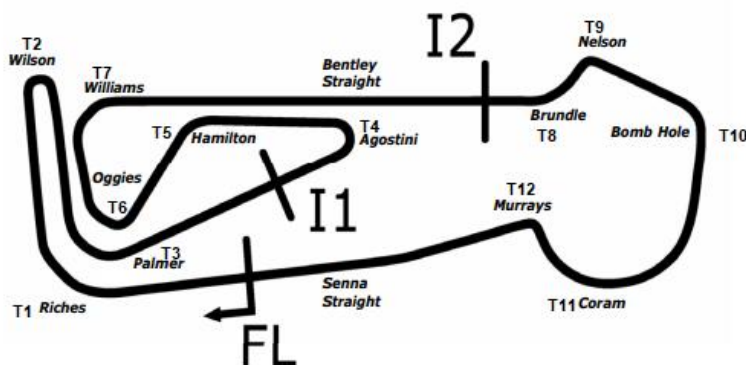
All cars from all sessions will go to Parc fermé.





Circuit Map

Snetterton 300



| | | | | |
|---|--------------|------------|-----------|--|
| Length | 2.9689 miles | 4778.0 m | | |
| FL | | 52.46340 N | 0.94476 E | |
| I1 | 1545m | 52.46487 N | 0.94466 E | |
| I2 | 3198m | 52.46617 N | 0.94964 E | |
| Pit Entry | 4572m | 52.46364 N | 0.94774 E | |
| Pit Exit | 40m after FL | 52.46338 N | 0.94420 E | |
| Pit Entry-Pit Exit 246m, 14.7s @60kph, 11.0s @80kph | | | | |

All results available at www.tsl-timing.com

Qualifying, the fastest lap in qualifying will determine the grid for race one. Race two grid will be the result of race one, after judicial proceedings are concluded.

All entered drivers must complete a minimum of 3 laps, in the vehicle to be raced, in qualifying.

Start procedure, the pit lane will open and cars will proceed to the grid. 3 minutes after the pit lane opens the pit lane will close, cars still in the pit lane after this time, will be a pit lane starter. The green flag lap will commence 7 minutes after the pit lane opens, any car not in its grid position at this time will remain at the rear of the grid or be a pit lane starter. Teams are allowed **one** team member per car on the grid, **only** to help/assist them to be in the correct grid position. Leave the grid as soon as your car is in position.

Team members going onto the grid, please be at the gate (in front of Race Control) 5 minutes before the pit lane is due to open.

Approximately 30 minutes before the program time, a message on the official WhatsApp and timing screens will give the approximate time the pit lane will open for the races. Be ready 20 minutes before the program time as we can run 20 minutes early.

Please note, once all cars are in position on the grid, a one-minute signal will be given for the start of the rolling lap, even if this is before the seven minutes noted above.



Race Starts. All starts are a rolling start, the safety car will leave the grid and continue at a moderate pace until it exits Turn 10 (Bomb Hole), where it will begin to slow down. All cars should start to form up behind the safety car ready for the start. Exiting Turn 12 (Murrays), the grid should be set and ready for the start. The safety car will exit into the pitlane. Cars should be in two rows, as per the grid sheet, following the car in front and driving over the outer grid markings. Pole position is on the right. Positions should be maintained until the start lights go out. Failure to maintain position or accelerate before the start lights are extinguished, can result in a false start penalty being issued.

Aborted Start, if the lights stay on, this will indicate an aborted start. Drivers will complete an additional formation lap following the same procedure as before but with no safety car, pole position will control the pace. Yellow flags will be displayed at all marshals posts during the additional formation lap. Be aware that if an aborted start happens, the race time starts when the pole position car crosses the timing/control line at the aborted start.

Safety Car will be used for the races only. When the yellow flags and S/C boards are displayed, all drivers will reduce their speed. Safety car will enter the circuit from the pitlane and will exit into the pitlane. Once the safety car extinguishes its lights, the lead driver will control the pace. There is to be no overtaking or overlapping of another car until you have passed the control/finish line. Safety car regulations are Section Q, Appendix 3 of the Motorsport UK General Regulations (page 303 of the 'Blue Book').

When the safety car flags and boards are displayed, drivers are required to slow down progressively, without overtaking and catch the car in front to form a line behind the Safety Car.

The pitlane will remain open during safety car periods. No refuelling can take place during safety car periods.

Mandatory Pit Stop. It is your responsibility to know the pit stop regulations. The Britcar staff are allowed to answer your questions on pit stop regulations. They are also Judges of Fact for pit stops.

Pit stop time is taken from the pit in timing line to pit out timing line, Pit-IN to Pit-OUT is 246m, therefore beam to beam time is **22.14 seconds @ 40kph**. Pitlane speed limit is **40Kph**.

When exiting the pitlane please take extra care when rejoining the circuit. Do not cross the white blend line on exit.

The pit windows will be as follows;

Group A – opens 20 minutes after the race start and closes 25 minutes after the race start

Group B – opens 25 minutes after the race start and closes 30 minutes after the race start

Track Limits. Being an MSV circuit we will be using the track limit sensor/camera system located at the exits of Turns 1, 3, 5, 7, 9 & 12. In qualifying you will have the lap time cancelled, if it's your quickest.

In the race the following penalties will be applied.

First offence, no action.

Second offence, black and white warning flag, via start line signal and digital board.

Third offence, 5 second time penalty.

Forth offence, 10 second time penalty.


Fifth offence, drive-through penalty.

Sixth offence, disqualification from race.

Live snatch will not be carried out, cars in a dangerous position will be moved under safety car conditions.

Flags are supplemented with digital light panels at this circuit, the panels have the same meaning and authority as flags.

Turn 8. If you overshoot Turn 8 you should use the escape road and rejoin the circuit safely after Turn 9.



Timing. There will be no grid sheets or results produced on paper at the event and you are advised that these can be found on the TSL website at www.tsl-timing.com. You should make sure that you are aware of your grid position before going to the grid.

Judicial/Camera cards. Please remember to deposit camera cards in the dedicated box in Parc Fermé.

If you are requested to come and see me or want me to look at your camera footage, I will be in the administration office on the ground floor of race control.



Protests/Appeals must be lodged electronically to me sj.burns@hotmail.co.uk or the Secretary of the Meeting, Michelle Harland at mharland.barc@gmail.com

Things to note.

On the grid, only one person per car and no work to be done, the car should be ready when it leaves the pit lane.

This is a long lap, even so, seven minutes from when the pit lane opens are long enough to get to the grid. Anyone not on the grid at seven minutes will start from the rear of the grid.

The green flag/rolling lap should be completed within four minutes, if it isn't, we reserve the right to start the race time at four minutes.

When lapping is being done, it is the responsibility of the driver doing the lapping to execute it safely.

Stop go box is on the right hand side at the Pitlane Exit in front of Race Control.

Judicial – Incidents reported to the Clerk of the Course will be noted and reviewed, and if necessary placed under investigation. This will be advised via the timing screen. Judicial paperwork will be emailed to the driver.

Pay attention to the official WhatsApp page, as this is where we will give you information during the weekend.

Thank you and have an enjoyable meeting.

Steve Burns
Clerk of the Course
Tel. 07701 004694
E-mail. sj.burns@hotmail.co.uk