



Britcar Trophy Driver Briefing Notes

Donington Park (National Circuit) – Sunday 14 August 2022

Welcome, my name is Vickie MacClinton, I am your Clerk of the Course for this meeting.

Official Noticeboard and Regulations - the Official Noticeboard containing the Final Instructions, Timetable, Bulletin Board, links to the Live Stream, Live TSL Timing and Results etc., can be found here: -

<https://www.barc.net/event/barc-race-meeting-donington-park/>

Please read BARC's Standing Regulations and Health and Safety Guidance Notes. The latest versions are available here: -

<https://www.barc.net/documents/barc-hq-documents-2021/>

The Britcar Trophy Championship 2022 Sporting and Technical Regulations can be found here: -

https://www.barc.net/championship_informa/britcar-trophy-championship/

Sign On - drivers will sign on in person with the Secretary of the Meeting (first floor of the Race Control building towards the top of pit lane) at the following times:-

Saturday: - between 15.00 - 17.00

Sunday: - from 07.35

Championship Briefing - A mandatory Championship Briefing will be held in Garages 19-20 at 08.15 on Sunday.

Noise Testing - vehicles will be noise tested in front of the garages prior to your first session. Please be prompt when asked to pull outside. Remember the pit lane may be in use.

Circuit Entry - for all sessions you will enter the circuit from your garage. Please consider that the session before will be using the pit lane.

Circuit Exit - for all sessions, after taking the chequered flag complete a lap and exit the circuit into the pit lane, Parc Ferme is the far end of the pit lane. All cars to Parc Ferme after all sessions. On the slowing down lap, please keep a high pace up to clear the circuit as soon as possible.



Qualifying - the fastest lap in qualifying will determine the grid for race one. The grid for race two will be the result of race one, after judicial proceedings are concluded. All entered drivers must complete a minimum of 3 laps in qualifying, in the vehicle to be raced.

Grid/Start - the following procedure will apply: -

- All starts are rolling.
- Approximately 30 minutes before the program time, a message on the official Britcar WhatsApp Group and timing screens will give the approximate time the pit lane will open for the races.
- Be ready 20 minutes before the program time, as we can run 20 minutes early.
- When the pit lane opens, cars will proceed to the grid via the circuit.
- 3-minutes after the pit lane opens the pit lane will close, any car still in their garage or in the pit lane after this time will be a pit lane starter.
- Teams are allowed one team member per car on the grid, only to help/assist the car to be in the correct grid position. A team member going onto the grid, should be at the gate to the grid 5-minutes before the pit lane is due to open. The team member must leave the grid as soon as the car is in position.
- The green flag lap will commence 7-minutes after the pit lane opens, any car not in its grid position at this time will remain at the rear of the grid or be a pit lane starter.
- Please note, once all cars are in position on the grid, a 1-minute signal will be given for the start of the rolling lap, even if this is before the 7 minutes noted above.
- Following the display of the green flag the cars will move off behind the safety car. The safety car will proceed at a moderate pace until it exits **Coppice**, where it will slow down, all cars should then start to form up behind the safety car ready for the start. Cars should be in two rows, as per the grid sheet, following the car in front.
- Entering **Roberts**, the grid should be set and ready for the start. The safety car will exit into the pit lane.
- Positions and speed should be maintained until the start lights go out. Failure to maintain position can result in a false start penalty being issued.



Aborted Start - if the lights stay on, this will indicate an aborted start. Cars will go round again, following the same procedure as before but with no safety car, pole position will control the grid. Be aware that if an aborted start happens, the race time starts when the pole position car crosses the line at the aborted start.

Safety Car - will be used for the races only. The safety car will enter the circuit from the pit lane and will exit into the pit lane. When the yellow flags and safety car boards are displayed, all drivers will reduce their speed significantly and immediately, not when they meet the safety car. The lead car will effectively become the safety car, until they meet the safety car, and all cars will line up behind the lead car. Once the safety car extinguishes its lights, the lead driver will resume the role of safety car once again. There is no overtaking or overlapping of another car until you have passed the control/finish line. Safety car regulations can be found on page 303 of the Blue Book. The pit lane will remain open during safety car periods; however, no refuelling can take place during safety car periods.

Mandatory Pit Stop - it is your responsibility to know the pit stop regulations – see pages 28 – 31 of the Britcar Sporting Regulations. Britcar personnel are allowed to answer your questions on pit stop regulations. They are also Judges of Fact for pit stops. The following procedure will apply to pit stops: -

- The pit window is 15 minutes and will open 20 minutes after the race start and close 35 minutes after the race start.
- The pit lane speed limit is 40Kph.
- The pit stop time is taken from the pit in timing line to the pit out timing line; the beam-to-beam time is 23.00 seconds @ 40kph.
- When exiting the pit lane take extra care when joining the circuit. You merge with the circuit at the end of the pit lane exit (marked by the broken white line) - do not cross the solid white line to the right-hand side of the exit. Cars on circuit should be aware of the possibility of cars emerging from the pit lane exit, especially during the pit stop window.

Track Limits - sensors are positioned at Redgate, Old Hairpin and McLeans. Judges of fact may also be used. The following penalties will be applied: -



Qualifying

- Lap time removed (if it is your quickest at that point in time).

Race

- First offence - no action
- Second offence - black and white warning flag at the control line
- Third offence - 5 second time penalty
- Forth offence - 10 second time penalty
- Fifth offence - drive thru/30 second time penalty
- Sixth offence - disqualification from race

Live Snatch - is available at this circuit - please pay attention to flag signals and lights.

Flags / Lights - the circuit is equipped with new light panels. The light panels have the same meaning and authority as flags and will be used to supplement the flags at this meeting. Examples of signals / information are show on the last page of this briefing note.

Timing - there will be no grid sheets or results produced on paper at the event and you are advised that these can be found on the TSL website at www.tsl-timing.com. You should make sure that you are aware of your grid position before going to the grid.

Judicial/Camera Cards - please remember to deposit camera cards in the dedicated box in Parc Fermé. If you are requested to come and see me, or you want me to look at your camera footage, I will be in the clerk's office on the first floor of race control.

Protests/Appeals - must be lodged electronically to me vmacclinton.barc@gmail.com or the Secretary of the Meeting, Michelle Harland at mharland.barc@gmail.com

Things to Note

- The start line is just before the start lights
- The control/finish line is just after the gantry in front of race control
- On the grid, only one team member per car and no work to be done, the car should be ready when it leaves the pit lane
- When lapping is being done, it is the responsibility of the driver doing the lapping to execute it safely
- The Stop-Go box is on the left-hand side of the pit lane under race control, just after you enter the pit lane



















- Judicial hearings will take place as normal and judicial paperwork will be emailed to the driver
- Pay attention to the official Britcar WhatsApp Group, as this is where information will be provided during the day

Thank you and have an enjoyable meeting.

Vickie MacClinton
Clerk of the Course

Light Panels: Information on what is shown via the panels during a meeting:

FLAG TYPE	LIGHT PANEL DESIGN
Yellow Flag	
Double Yellow Flag	
White Flag	
Green Flag	
Blue Flag	 
Red Flag	
Slippery surface Flag	
Safety Car Flag	
Pit Entry Flag	 
Pit Entry Closed Flag	
Mechanical Problem Flag	 
Unsportsmanlike behaviour Flag / Warning Flag	 
Black Flag	 