



## Drivers' Briefing Notes

### 2022 Lancaster Insurance MGOC Championship

### Donington Park (National Circuit) – Sunday 14 August 2022

Welcome, my name is Andrew Outterside, I am your Clerk of the Course for this meeting.

**Official Noticeboard and Regulations** - the Official Noticeboard containing the Final Instructions, Timetable, Bulletin Board, links to the Live Stream, Live TSL Timing and Results etc., can be found here:-

<https://www.barc.net/event/barc-race-meeting-donington-park/>

Please read BARC's Standing Regulations and Health and Safety Guidance Notes. The latest versions are available here:-

<https://www.barc.net/documents/barc-hq-documents-2021/>

The 2022 Lancaster Insurance MGOC Championship Regulations can be found here:-

[https://www.barc.net/wp-content/uploads/2022/03/2022-MGOC-Championship-Regs-Published-4-March22-with\\_highlight.pdf](https://www.barc.net/wp-content/uploads/2022/03/2022-MGOC-Championship-Regs-Published-4-March22-with_highlight.pdf)

**Sign On** - competitors will not sign-on at the meeting, having previously completed signing on electronically using the BARC Rev-Up system.

**Championship Briefing** - there is no Championship Briefing at this meeting. If any competitor wishes to raise questions, please contact me in race control or via the Secretary of the Meeting.

**Circuit Entry** - for all sessions you will enter the circuit from the assembly area at the Melbourne Hairpin.

**Circuit Exit** - for all sessions, after taking the chequered flag complete a lap and exit the circuit into the pit lane. On the slowing down lap, please keep a high pace up to clear the circuit as soon as possible. All cars to Parc Ferme after all sessions – the entry to Parc Ferme is on the left-hand side at the far end of the pit lane.

**Qualifying** - the fastest lap in qualifying will determine the grid for race one and the second fastest time will set the grid for the second race. All entered drivers must complete a minimum of 3 laps in qualifying, in the vehicle to be raced.



**Grid/Start** - the following procedure will apply:-

- All starts are standing starts. Be ready 20 minutes before the program time, as we can run 20 minutes early. Please ensure you are aware of position, in particular which side of the grid.
- The assembly area is on the Melbourne Loop where you will be put in grid order.
- You will then be directed to form up on the grid.
- Once the grid is formed the countdown will commence with 60 and 30 second boards shown followed by the green flag.
- You will then complete a green flag lap and reform in grid your grid position.
- Once the grid is complete the start sequence will commence as follows:-
  - 5 second board displayed
  - board withdrawn and red lights switched on
  - between 2 and 7 seconds later red lights off – RACE START

**Safety Car** - will be used for the races only. The safety car will enter the circuit from the pit lane and will exit into the pit lane. When the yellow flags and safety car boards are displayed, all drivers will reduce their speed significantly and immediately, not when they meet the safety car. The lead car will effectively become the safety car, until they meet the safety car, and all cars will line up behind the lead car. Once the safety car extinguishes its lights, the lead driver will resume the role of safety car once again. There is no overtaking or overlapping of another car until you have passed the control/finish line. Safety car regulations can be found on page 303 of the Blue Book.

**Track Limits** - sensors are positioned at Redgate, Old Hairpin and McLeans. Judges of fact may also be used. The following penalties will be applied:-

#### Qualifying

- Lap time removed (if it is your quickest at that point in time).

#### Race

- First offence - no action
- Second offence - black and white warning flag at the control line
- Third offence - 5 second time penalty
- Forth offence - 10 second time penalty
- Fifth offence - drive through penalty / 30 second time penalty
- Sixth offence - disqualification from race



**Live Snatch** - is available at this circuit- please pay attention to flag signals and lights.

**Flags / Lights** - the circuit is equipped with new light panels. The light panels have the same meaning and authority as flags and will be used to supplement the flags at this meeting. Examples of signals / information are shown on the last page of this briefing note.

**Timing** - there will be no grid sheets or results produced on paper at the event and you are advised that these can be found on the TSL website at [www.tsl-timing.com](http://www.tsl-timing.com). You should make sure that you are aware of your grid position before going to the grid.

**Camera Cards** - if you are requested to come and see me, or you want me to look at an incident, please bring any camera footage you may have. I will be in the clerk's office on the first floor of race control.

**Driving Standards** - this is a non-contact sport. A high standard of driving is expected. Any contact brought to the attention of the Clerk (via Race Control or a Competitor) will be investigated. Be aware of cars around you by use of your mirrors. It is the responsibility of the faster car to find a safe way past a slower vehicle. Make allowances for less experienced drivers and less experienced drivers should make use of their mirrors so they are fully aware of a faster vehicle approaching and making a pass. Please note that when applying for your race licence you agreed to follow the values of the governing body's Respect Code - <https://www.motorsportuk.org/racewithrespect/>

**Driving Conduct** - all reported incidents will be investigated. If you are involved in an incident, DO NOT leave the circuit before checking with the Clerk of the Course.

**Protests/Appeals** - must be lodged electronically to me at [aoutterside.barc@gmail.com](mailto:aoutterside.barc@gmail.com) or the Secretary of the Meeting, Michelle Harland at [mharland.barc@gmail.com](mailto:mharland.barc@gmail.com) . You are advised to bring a Windows based laptop computer to the meeting to enable submission of any protests or appeals.

**Mechanical Problems on Circuit** - if you have a mechanical problem on circuit, pull off in a safe location. Do not continue round the circuit with the risk of leaving oil on the track.

### Things to Note

- The start line is just before the start lights
- The control/finish line is just after the gantry in front of race control
- When lapping is being done, it is the responsibility of the driver who is lapping to execute the manoeuvre safely


















- The Stop-Go box is on the left-hand side of the pit lane under race control, just after you enter the pit lane
- Judicial hearings will take place as normal and judicial paperwork will be emailed to the driver

Thank you and have an enjoyable meeting.

Andrew Outterside  
Clerk of the Course

**Light Panels: Information on what is shown via the panels during a meeting:**

FLAG TYPE	LIGHT PANEL DESIGN
Yellow Flag	
Double Yellow Flag	
White Flag	
Green Flag	
Blue Flag	 
Red Flag	
Slippery surface Flag	
Safety Car Flag	
Pit Entry Flag	 
Pit Entry Closed Flag	
Mechanical Problem Flag	 
Unsportsmanlike behaviour Flag / Warning Flag	 
Black Flag	