

Drivers' Briefing Notes

WRDA - Welsh Sports & Saloon Car Championship (WSSCC)

Donington Park (National Circuit) – Sunday 14 August 2022

Welcome, my name is Andrew Harris, I am your Clerk of the Course for this meeting.

Official Noticeboard and Regulations - the Official Noticeboard containing the Final Instructions, Timetable, Bulletin Board, links to the Live Stream, Live TSL Timing and Results etc., can be found here:-

<https://www.barc.net/event/barc-race-meeting-donington-park/>

Please read BARC's Standing Regulations and Health and Safety Guidance Notes. The latest versions are available here:-

<https://www.barc.net/documents/barc-hq-documents-2021/>

Sign On - competitors will not sign-on at the meeting, having previously completed signing on electronically using the BARC Rev-Up system.

Circuit Entry - for all sessions you will enter the circuit from the assembly area at the Melbourne Hairpin.

Circuit Exit - for all sessions, after taking the chequered flag complete a lap and exit the circuit into the pit lane. On the slowing down lap, please keep a high pace up to clear the circuit as soon as possible. All cars to Parc Ferme after all sessions – the entry to Parc Ferme is on the left-hand side at the far end of the pit lane.

Qualification Practice - Each driver should complete a minimum of 3 laps practice in the car to be raced and in the correct session in order to qualify for selection and order of precedence as set out in the MOTORSPORT UK regulations Q4.5 The Clerk of the Course and/or Stewards of the Meeting shall have the right to exclude any driver whose practice times or driving are considered to be unsatisfactory as per MOTORSPORT UK Regulation Q4.5.3.

The grid for race 1 will be decided by the fastest times in qualifying. The grid for race 2 will be the finishing order of race 1. Non finishers and competitors not classified in the race results will be placed on the back of the grid in order of distance covered. In the event of a tie the order will be at the discretion of the Clerk of Course.

Races The standard minimum scheduled time shall be 15 minutes whenever practicable but should any race distance be reduced at the discretion of the Clerk of the Course or Stewards of the Meeting it shall still count as a full points scoring round provided that 8 minutes has elapsed. Less than 8 minutes half points will be awarded.

Starts. All races will be Rolling Starts: all cars will form up in the assembly area in grid order in the formation as specified on the Track Licence for the Circuit, Be ready 20 minutes before the program time, as we can run 20 minutes early. Please ensure you are aware of position, in particular which side of the grid.

The assembly area is on the Melbourne Loop prior to the start of the Green Flag Lap(s) and will undertake their green flag lap from the assembly area without stopping on the grid prior to a rolling start at the end of the green flag lap.

At the end of the green flag lap the grid will be slowed to an appropriate speed on the approach to the start line. All cars will start racing when the red start lights are turned off.

Any cars not able to take the Green flag lap or driven into the pits on Green Flag shall be held in the pit lane. They may start the race after the last car to take the start from the grid has passed the start line or pit lane exit, whichever is the later.

Any drivers unable start the Green Flag lap or start are required to indicate their situation by raising a hand in the air. Any drivers unable to maintain grid positions on the Green Flag to the extent that all other cars are ahead of them may complete the Green Flag Lap but they **MUST** remain at the rear of the last row of the grid but ahead of any cars to be started with a time delay

Excessive weaving to warm-up tyres using more than 50% of the track width and falling back in order to accelerate and practice starts, is prohibited.

Safety Car - will be used for the races only. The safety car will enter the circuit from the pit lane and will exit into the pit lane. When the yellow flags and safety car boards are displayed, all drivers will reduce their speed significantly and immediately, not when they meet the safety car. The lead car will effectively become the safety car, until they meet the safety car, and all cars will line up behind the lead car. Once the safety car extinguishes its lights, the lead driver will resume the role of safety car once again. There is no overtaking or overlapping of another car until you have passed the control/finish line. Safety car regulations can be found on page 303 of the Blue Book.

Track Limits - sensors are positioned at Redgate, Old Hairpin and McLeans. Judges of fact may also be used.

The following penalties will be applied: -

Qualifying	Lap time removed (if it is your quickest at that point in time).
Race	First offence - no action
	Second offence - black and white warning flag at the control line
	Third offence - 5 second time penalty
	Forth offence - 10 second time penalty
	Fifth offence - drive through penalty / 30 second time penalty
	Sixth offence - disqualification from race MGO

Live Snatch - is available at this circuit- please pay attention to flag signals and lights.

Flags / Lights - the circuit is equipped with new light panels. The light panels have the same meaning and authority as flags and will be used to supplement the flags at this meeting. Examples of signals / information are shown on the last page of this briefing note.

Timing - there will be no grid sheets or results produced on paper at the event and you are advised that these can be found on the TSL website at www.tsl-timing.com. You should make sure that you are aware of your grid position before going to the grid.

Camera Cards - if you are requested to come and see me, or you want me to look at an incident, please bring any camera footage you may have. I will be in the clerk's office on the first floor of race control.

Driving Standards - this is a non-contact sport. A high standard of driving is expected. Any contact brought to the attention of the Clerk (via Race Control or a Competitor) will be investigated. Be aware of cars around you by use of your mirrors. It is the responsibility of the faster car to find a safe way past a slower vehicle. Make allowances for less experienced drivers and less experienced drivers should make use of their mirrors so they are fully aware of a faster vehicle approaching and making a pass. Please note that when applying for your race licence you agreed to follow the values of the governing body's Respect Code - <https://www.motorsportuk.org/racewithrespect/>

Driving Conduct - all reported incidents will be investigated. If you are involved in an incident, DO NOT leave the circuit before checking with the Clerk of the Course.

Protests/Appeals - must be lodged electronically to me at aharris.barc@gmail.com or the Secretary of the Meeting, Michelle Harland at mharland.barc@gmail.com . You are advised to bring a Windows based laptop computer to the meeting to enable submission of any protests or appeals.

Mechanical Problems on Circuit - if you have a mechanical problem on circuit, pull off in a safe location. Do not continue round the circuit with the risk of leaving oil on the track.

Things to Note

The start line is just before the start lights

The control/finish line is just after the gantry in front of race control

When lapping is being done, it is the responsibility of the driver who is lapping to execute the manoeuvre safely

















The Stop-Go box is on the left-hand side of the pit lane under race control, just after you enter the pit lane

Judicial hearings will take place as normal and judicial paperwork will be emailed to the driver Thank you and have an enjoyable meeting.

Andrew Harris

Clerk of the Course

Light Panels: Information on what is shown via the panels during a meeting:

FLAG TYPE	LIGHT PANEL DESIGN
Yellow Flag	
Double Yellow Flag	
White Flag	
Green Flag	
Blue Flag	 
Red Flag	
Slippery surface Flag	
Safety Car Flag	
Pit Entry Flag	 
Pit Entry Closed Flag	
Mechanical Problem Flag	 
Unsportsmanlike behaviour Flag / Warning Flag	 
Black Flag	