



Brands Hatch (Indy) Circuit
12 November 2022
CTCRC Allcomers Handicap Race Briefing (v1)

Event: BARC Race Meeting

Date & Venue: Brands Hatch (Indy) Circuit / 12 & 13 November 2022

Subject: DRIVERS BRIEFING – 09.30 Briefing Room

Senior Clerk of the Course: Andy Butler

Clerk of the Course: Andrew Outterside

WELCOME

On behalf of the BARC, welcome to Brands Hatch for the final meeting of 2022.

I hope you have read the Final Instructions and specific Supplementary Regulations for your race on the BARC website - if not please see the event noticeboard here:-

http://www.barc.net/online_noticeboard/brands-hatch-indy-november-12-13-2022

I set out below an outline of some of the operational points for your qualifying and race.

CIRCUIT INFORMATION

Lap length: 1.209 miles.

Direction: Clockwise.

Pole position: On the right.

Assembly area: At the far end of the inner paddock

Start/finish line: Opposite Race Control.

Pit lane entry: Is on driver's right on the exit of Clearways (keep right around Clearways if accessing the pits).

Pit lane speed limit: 60 km/h (38mph) – please be aware of where the speed limit starts and ends.

Exiting the pits: Drivers MUST be aware of competitors on the track. Please keep to the right of the solid white blend line.

Start lights: Located on the gantry above the track, along with the digi-board where we may pass messages to you during the race.

Warning flags / signals: Will be shown at the start/finish line

TIME SCHEDULE

TIMES ARE GREEN FLAG TIMES – please make sure you are in the assembly area in good time. We will not wait for late arrivals.

Your scheduled times are:-

Qualifying:- 11.05 – 11.20 (15 minutes)

Race:- 15.25 – 16.05 (40 minutes)



Brands Hatch (Indy) Circuit
12 November 2022
CTCRC Allcomers Handicap Race Briefing (v1)

QUALIFYING

You will proceed to the inner paddock assembly area where noise testing will be carried out on entry. Competitors in the garages should not leave their garages until called forward by a marshal. Competitors will proceed down the right-hand side of the pit lane (**DO NOT USE THE LIVE LANE ADJACENT TO THE PIT WALL**) and turn right at the bottom of the pit lane (or earlier if directed by a marshal through a garage) to access the road at the rear of the inner paddock leading to the assembly area.

Competitors will be released into the pit lane at the start of the qualifying session.

If you wish to travel slowly to get a clear lap, this MUST be carried out without hindering another competitor. Please make use of your mirrors. Using more than 50% of the track to warm tyres is not permitted.

At the end of the session, competitors will take the chequered flag, proceed around the circuit at reduced speed without stopping and enter into Parc Fermé if directed.

If you are not directed to Parc Fermé please make your way promptly to your garage or the outer paddock.

HANDICAP SYSTEM

The following is an extract from the Supplementary Regulations:-

7.9 This race is run under a handicap system where the grid is set in order of fastest driver to slowest driver using the individual fastest times from each driver during the qualifying session. All drivers from the 2nd fastest overall down to the slowest overall qualifying driver on the grid down will be given "Credit Laps" by the official Handicapper for the race which will then put them in front of the overall fastest car on the timing screens for the start of the race. It is up to the fastest car to make up the time difference given by the "Credit Laps" to overtake the slowest cars during the race. The credit laps and times will be applied in the timing system so that the handicapped calculated race will play out on the timing screens - this will not necessarily reflect who the leader is on the road at the point of the chequered flag, the Chief Timekeeper will advise the officials if there is any doubt about who should be shown the chequered flag first.

START PROCEDURE – THIS IS A ROLLING START

The following procedure will apply:

- Access to the circuit will be via the assembly area.
- Cars will be released from the assembly area and take their position on the grid in 2 x 2 formation.
- When all cars are in position the countdown will commence with 60 and 30 second boards shown followed by a waved green flag.
- Cars will then follow the Safety Car – do not fall back from the car ahead and maintain formation.
- If we are happy with the formation and there are no incidents on the formation lap the lights on the Safety Car will be extinguished towards the end of the Cooper Straight to indicate that the race is due to start. The Safety Car will depart and enter the pit lane. The driver of the car in pole position then becomes responsible for maintaining the original pace of the Safety Car and all competitors will remain in close formation as the cars approach the start line.
- The signal to start will be the red lights going out on the start line. In the event of a light failure, the signal to start may be given by the downward motion of the National Flag.



Brands Hatch (Indy) Circuit

12 November 2022

CTCRC Allcomers Handicap Race Briefing (v1)

- If the red lights stay on, this indicates that the start has been aborted. The cars will proceed around the circuit and reattempt the start.

FLAG / SAFETY CAR PROCEDURES

Red flag / lights:

IN QUALIFYING - return to the pit lane, following the directions of the marshals at all times

IN RACE - return to the grid, stopping short to enable formation of any revised grid, following the directions of the marshals at all times

Yellow flags / lights: You are reminded that Yellow Flags are a warning of danger, slow down and be prepared to take avoiding action or stop. Lights have the same meaning as flags.

Safety car: If the safety car, if deployed, will enter the circuit along the Cooper Straight. Waved yellow flags and "SC" boards will be displayed around the circuit. All cars must reduce speed. The safety car will endeavor to pick up the leader. All cars must remain within five meters of the car in front.

When the Safety Car is about to be withdrawn, the lights will be switched off. It is then the leader's responsibility to dictate the pace of traffic before the restart.

There is **No Overtaking or Overlapping until you have passed the green flag at the start / finish line.**

RACE FINISH

All competitors will take the chequered flag, proceed around the circuit at reduced speed, and enter the pit lane. Follow the directions of the marshals to Parc Fermé or the garages / paddock.

GENERAL NOTES

Black / Orange Flag: You must come into the pits on the next lap.

Live Snatch: Brands Hatch is licenced for LIVE Snatch under the safety car.

Track Limits: Will be enforced – cameras and sensors are located at the exit of Paddock Hill, Druids and Graham Hill bends. If you set a fast lap time in qualifying whilst exceeding track limits, the relevant lap time may be removed. If you exceed track limits in the race you will be warned by a black and white flag and penalties in accordance with the MSUK Yearbook will be applied.

Technical problems: If you have a mechanical problem, pull off in a safe location. Do not continue round the circuit with the risk of leaving oil on the track. This will affect other races.

Driving conduct: All reported incidents will be investigated. If you are involved in an incident, DO NOT leave the circuit before checking with us.



Brands Hatch (Indy) Circuit
12 November 2022
CTCRC Allcomers Handicap Race Briefing (v1)

PROTESTS AND APPEALS

These must be submitted electronically – please speak with me and send paperwork to the Secretary of the Meeting Nicola Evans (nevans.barc@gmail.com). You are advised to bring a suitable laptop computer to enable submission of protests or appeals.













LIGHT PANELS

Brands Hatch has been upgraded to the new light panels which can display signals as shown on the next page

AOB

If you have any questions, please come and see me – I can be contacted via the Secretary of the Meeting (ground floor of Race Control building).

Andrew Outterside
Clerk of the Course
11.11.2022

FLAG TYPE	LIGHT PANEL DESIGN
Yellow Flag	
Double Yellow Flag	
White Flag	
Green Flag	
Blue Flag	
Red Flag	
Slippery surface Flag	
Safety Car Flag	
Pit Entry Flag	
Pit Entry Closed Flag	
Mechanical Problem Flag	
Unsportsmanlike behaviour Flag / Warning Flag	
Black Flag	