

Barcelona, Length: 4657m

Fanatec GT WorldChEU pwr'd by AWS Endurance Cup Round 9

McLaren Trophy Europe

Race 1



Result List

Final Classification

30 September 2023 15:25:00

Stewards / Race Management

STEWARD	Adrienne Watson
STEWARD	Ian Watson
STEWARD	Xavier Naves
RACE DIRECTOR	Trevor Williams
CLERK OF THE COURSE	Albert Udina
TECHNICAL DELEGATE	Robert Bassett
CHIEF TIMEKEEPER	Daniel Schulze

Weather Start/Finish

AIR	29.8°C
TRACK	41.9°C
CONDITIONS	Dry
PRESSURE	1007 hPa
AIR	29.4°C
TRACK	40.1°C
CONDITIONS	Dry
PRESSURE	1007 hPa

Track Information

GREEN FLAG	15:23:47
CHEQUERED FLAG	16:14:08
SAFETY CAR PHASE	1
FULL COURSE YELLOW PHASE	0
TRACK NAME	Barcelona
TRACK LENGTH	4657m
TURN COUNT	14
TOTAL DISTANCE	111.76km
FASTEST LAP:	#80. LAJ - 1:46.309

STARTED: 15 CLASSIFIED: 12 NOT CLASSIFIED: 3 DISQUALIFIED: 0

Nr. Drivers	Team	Laps	Total Time	Gap	Kph	Lap	Time	Kph
Cl. Car	Entrant							
1 27 T.Surgent/M.O'Brien Artura McLaren Artura Trophy	Race Lab Race Lab	24	50:21.229		132.7	20	1:46.991	156.6
2 13 M.Al-Khalifa/C.Hollings Artura McLaren Artura Trophy	Inari Motorsport Inari Motorsport	24	50:21.681	0.452	132.6	20	1:47.007	156.6
3 7 G.De Andres/T.Pintos Artura McLaren Artura Trophy	SMC Motorsport SMC Motorsport	24	50:23.569	2.340	132.4	20	1:46.993	156.6
4 77 M.Hopton/E.Hankey Artura McLaren Artura Trophy	Greystone GT Greystone GT	24	50:42.754	21.525	131.7	17	1:46.966	156.7
5 80 R.Trenka/J.Lancaster Artura McLaren Artura Trophy	Greystone GT Greystone GT	24	50:53.787	32.558	133.3	20	1:46.309	157.7
6 69 K.Halsig/F.Rueda Artura McLaren Artura Trophy	SMC Motorsport SMC Motorsport	24	50:54.698	33.469	131.6	20	1:46.605	157.2
7 11 D.Foster/B.Ellis 570S McLaren 570S Trophy	Speedworks Motorsport Speedworks Motorsport	24	51:20.343	59.114	130.5	17	1:50.839	151.2
8 24 R.Martinez/J.Hepworth 570S McLaren 570S Trophy	Greystone GT Greystone GT	24	51:32.035	1:10.806	129.9	21	1:51.416	150.4
9 74 S.Pendrigh/M.Broadhurst 570S McLaren 570S Trophy	Greystone GT Greystone GT	24	51:44.939	1:23.710	129.7	23	1:51.222	150.7
10 53 N.Langberg/R.Kaiser 570S McLaren 570S Trophy	Speedworks Motorsport Speedworks Motorsport	24	51:45.853	1:24.624	129.5	16	1:51.034	150.9
11 60 H.Backus/A.Colomina 570S McLaren 570S Trophy	SMC Motorsport SMC Motorsport	24	52:05.349	1:44.120	128.6	16	1:53.153	148.1
12 15 D.Henrey/J.Osborne 570S McLaren 570S Trophy	7TSIX 7TSIX	23	50:33.276	1 LAP	126.7	21	1:50.464	151.7

Not classified

22 J.Klingelberg/W.Hughes Artura McLaren Artura Trophy	SMC Motorsport SMC Motorsport	7	15:31.651	17LAPS	123.3	2	1:50.506	151.7
93 D.Waddington Artura McLaren Artura Trophy	Inari Motorsport Inari Motorsport	5	12:59.218	19LAPS	101.7	3	1:54.951	145.8
42 A.Jochems/C.Zwolsman Artura McLaren Artura Trophy	Equipe Verschuur Equipe Verschuur	3	5:51.158	21LAPS	147.1	2	1:53.458	147.7

Fastest lap of the race. Car 80 driver Jon Lancaster on lap 20. Time 1:46.309, average speed 157.7 km/h.

Black Flag for car no. 93

Following stewards decision no. 03 - 5s penalty for the car no. 74

Following stewards decision no. 04 - 5s penalty for the car no. 60

Steward: Adrienne Watson

Steward: Ian Watson

Steward: Xavier Naves

AWatson

18:27

ver: 2.0

Page 1/ 1 printed: 30.9.2023 18:24

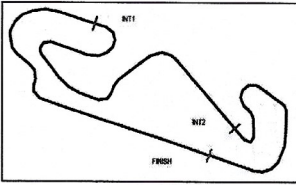
Asurafin

PIRELLI

Rafa
RACING CLUB

RICHARD MILLE





Fanatec GT WorldChEU pwr by AWS Endurance Cup Round 9

McLaren Trophy Europe

Race 1



Class Result List

Final Classification

30 September 2023 15:25:00

Barcelona, Length: 4657m

Stewards / Race Management

STEWARD	Adrienne Watson
STEWARD	Ian Watson
STEWARD	Xavier Naves
RACE DIRECTOR	Trevor Williams
CLERK OF THE COURSE	Albert Udina
TECHNICAL DELEGATE	Robert Bassett
CHIEF TIMEKEEPER	Daniel Schulze

Weather Start/Finish

AIR	29.8°C
TRACK	41.9°C
CONDITIONS	Dry
PRESSURE	1007 hPa
AIR	29.4°C
TRACK	40.1°C
CONDITIONS	Dry
PRESSURE	1007 hPa

Track Information

GREEN FLAG	15:23:47
CHEQUERED FLAG	16:14:08
SAFETY CAR PHASE	1
FULL COURSE YELLOW PHASE	0
TRACK NAME	Barcelona
TRACK LENGTH	4657m
TURN COUNT	14
TOTAL DISTANCE	111.76km
FASTEST LAP:	#80. LAJ - 1:46.309

STARTED: 15 CLASSIFIED: 12 NOT CLASSIFIED: 3 DISQUALIFIED: 0

Nr. Drivers	Team	Laps	Total Time	Gap	Kph	Lap	Time	Kph
Car	Entrant							

CLASS: 570S Trophy

Started: 6 Classified: 6 Not Classified: 0

1	11	D.Foster/B.Ellis	Speedworks Motorsport	24	51:20.343		130.5	17	1:50.839	151.2
		McLaren 570S Trophy	Speedworks Motorsport							
2	24	R.Martinez/J.Hepworth	Greystone GT	24	51:32.035	11.692	129.9	21	1:51.416	150.4
		McLaren 570S Trophy	Greystone GT							
3	74	S.Pendrigh/M.Broadhurst	Greystone GT	24	51:44.939	24.596	129.7	23	1:51.222	150.7
		McLaren 570S Trophy	Greystone GT							
4	53	N.Langberg/R.Kaiser	Speedworks Motorsport	24	51:45.853	25.510	129.5	16	1:51.034	150.9
		McLaren 570S Trophy	Speedworks Motorsport							
5	60	H.Backus/A.Colomina	SMC Motorsport	24	52:05.349	45.006	128.6	16	1:53.153	148.1
		McLaren 570S Trophy	SMC Motorsport							
6	15	D.Henrey/J.Osborne	7TSIX	23	50:33.276	1 LAP	126.7	21	1:50.464	151.7
		McLaren 570S Trophy	7TSIX							

Fastest lap of the class. Car 15 driver Joe Osborne on lap 21. Time 1:50.464, average speed 151.7 km/h.

CLASS: Artura Trophy

Started: 9 Classified: 6 Not Classified: 3

1	27	T.Surgent/M.O'Brien	Race Lab	24	50:21.229		132.7	20	1:46.991	156.6
		McLaren Artura Trophy	Race Lab							
2	13	M.Al-Khalifa/C.Hollings	Inari Motorsport	24	50:21.681	0.452	132.6	20	1:47.007	156.6
		McLaren Artura Trophy	Inari Motorsport							
3	7	G.De Andres/T.Pintos	SMC Motorsport	24	50:23.569	2.340	132.4	20	1:46.993	156.6
		McLaren Artura Trophy	SMC Motorsport							
4	77	M.Hopton/E.Hankey	Greystone GT	24	50:42.754	21.525	131.7	17	1:46.966	156.7
		McLaren Artura Trophy	Greystone GT							
5	80	R.Trenka/J.Lancaster	Greystone GT	24	50:53.787	32.558	133.3	20	1:46.309	157.7
		McLaren Artura Trophy	Greystone GT							
6	69	K.Halsig/F.Rueda	SMC Motorsport	24	50:54.698	33.469	131.6	20	1:46.605	157.2
		McLaren Artura Trophy	SMC Motorsport							

Not classified

22		J.Klingelberg/W.Hughes	SMC Motorsport	7	15:31.651	17LAPS	123.3	2	1:50.506	151.7
		McLaren Artura Trophy	SMC Motorsport							
93		D.Waddington	Inari Motorsport	5	12:59.218	19LAPS	101.7	3	1:54.951	145.8
		McLaren Artura Trophy	Inari Motorsport							
42		A.Jochems/C.Zwolsman	Equipe Verschuur	3	5:51.158	21LAPS	147.1	2	1:53.458	147.7
		McLaren Artura Trophy	Equipe Verschuur							

Fastest lap of the class. Car 80 driver Jon Lancaster on lap 20. Time 1:46.309, average speed 157.7 km/h.

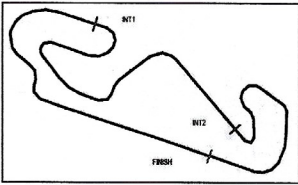
Black Flag for car no. 93

Following stewards decision no. 03 - 5s penalty for the car no. 74

ver: 2.0

Page 1/ 2 printed: 30.9.2023 18:24





Fanatec GT WorldChEU pwr'd by AWS Endurance Cup Round 9

McLaren Trophy Europe

Race 1



Class Result List




Final Classification

30 September 2023 15:25:00

Barcelona, Length: 4657m

Nr. Drivers	Team	Laps Total Time	Gap Kph	Lap Time	Kph
Car	Entrant				

Following stewards decision no. 04 - 5s penalty for the car no. 60

Steward: Adrienne Watson 	Steward: Ian Watson 	Steward: Xavier Naves 
---	--	--

ver: 2.0

Page 2/ 2 printed: 30.9.2023 18:24

