



Drivers Briefing Brands Hatch 2024



Welcome to Brands Hatch November 2024

Event: British Truck Racing Championship

Date & Venue: Brands Hatch Indy Circuit, 2/3 November 2024

Subject: DRIVERS BRIEFING Inner Paddock: 1800 November 2024

Senior Clerk of the Course for this event: Dorothy Uwota

BTRC Clerk of the Course for this event: Robert Lentell

BTRC Deputy Clerk: Dorothy Uwota

Stewards Panel: Motorsport UK Adrienne Watson

Event Stewards: Alex Maunders & Fred Bromley



CIRCUIT INFORMATION

Lap length: 1.208 miles

Startline and Control Line (Finish) located in front of Race Control
(see photo(s) later)

Pole Position: On the Right

Speed limit in pit lane: 60 km/h (37.28 mph)

➤ Please be aware of where the speed limit starts and ends
(see photos later)

When exiting the pits, drivers **MUST** be aware of competitors on the track.

Start lights are on the gantry on the right above the track before of pit exit

Warning Signals/flags will be shown on digital information panel & light panel(s)



Drivers Briefing Brands Hatch 2024



Event Final Instructions (has links to other documents)

BTRC 2024 Season Drivers Briefing V1 March 2024 & Final Instruction
BARC website

All published documents requirements are enforceable by the Clerk of Course and or Stewards



Drivers Briefing Brands Hatch 2024



Driving Standards

Le Mans very good with drivers respecting each other on track with positioning which resulted in good, close clean racing.

Brands Indy Circuit as we all know is different with blind and corners and gravel traps, please maintain standards used Le Mans

For clarification See BTRC 2024 Championship Regulation 4



Judicial Procedures:

Championship Regulation 4 (a)

2024 FIA International Sporting Code –
(Stewards will be present in Race Control for all sessions)

Clerk of Course

Report from Judges of Fact reports for Track Limits – False Starts – In-Race Penalties

Driving Conduct:

All reported incidents will be

- a) **Noted** [displayed on timing screens] initial review by Clerk of Course
- b) **NFA or Under Investigation** [displayed on timing screens]
- c) **Investigation & Stewards Decision**



In Race Instructions/Information & Penalties

Displayed on Light Panel(s)

All signals displayed on electronic panels

VSC Radio instruction to Teams and displayed on light panels

Black/White: With number on light panel

Black/Orange: With number on light panel(s) you must come into the pits on the next time at pit lane entry

Stop/Go & Drive through penalties MUST be taken within 3 laps.

For the avoidance of doubt, you cannot take a Stop/Go penalty or Drive through Penalty on the last lap.



Inquiries/Investigations After a Session:

Drivers are reminded that they must remain at the circuit for a minimum of 30 minutes after the time of issue of any provisional results.

Any driver summoned to attend an inquiry will be advised of the the location & time, subsequent penalties will be issued by the Stewards (This will normally be the stewards room)

Should a driver/entrant fail to attend an inquiry, then the inquiry will held in their absence.



Accident/Incident:

If you come to a stop on the circuit, or after an accident,

if you are ok you should give a 'thumbs-up' signal to the marshals,

Stay in your truck until it is safe to get out, then get to a position of safety behind the barriers.

Follow the directions of the marshals.

If you are injured, do not attempt to leave your truck on your own.

Wait for the arrival of the doctor and if necessary, the extrication team.



Mechanical Problems:

If you have a mechanical problem, pull off in a safe location.

Do not continue round the circuit with the risk of leaving oil or other fluids on the track as this will affect other races.

If you are ok you should give a 'thumbs-up' signal to the marshals, and when safe to do so, get out of the truck and walk to a place of safety behind the barriers.

If you receive **OUTSIDE MECHANICAL ASSISTANCE**, you cannot continue in the session.



Movement in Paddock

Very Large Crowd for this event with lots of public in present in outer paddock

No TRUCK Movement without the banksman being present at ANY TIME in Outer Paddock



Note:

Only drivers can drive trucks on the track.

By exception, a mechanic may be permitted to drive a truck back to the paddock from the pit lane/Park Ferme,

Provided the mechanic has a full HGV licence and has obtained the prior permission of the Championship Scrutineer.

Follow instructions of Officials & Marshals at ALL TIMES



Procedure to Assembly:

You will be walked to assembly in championship order for safety reasons under the control of at least one banksman and line up as directed by assembly marshals

Procedure for Release:

You will get 2-minute countdown and then released behind Pace Truck

- To PITS for qualifying
- To GRID for RACES [No mechanics]

It is your responsibility to ready.



RACE START PROCEDURE

Leave Assembly behind PACE TRUCK in Grid order

Stop on Grid in order [No Mechanics]

Countdown

Green Flag [Rolling Start 1 Lap]

Must be in Grid formation by Post 8 [exit Graham Hill bend]

Start speed dictated by Pole Position 60 KPH
[monitored by Judges of Fact]

Racing starts when RED Lights go out



Race/Session Stop:

All circuit panels will show RED slow down with caution as the track may be blocked or obstructed –

- Proceed to PITS during qualifying –
- Startline during racing stopping short of GRID following marshals instructions for re-gridding in the event of a restart



Cameras:

DO NOT switch the Truck Electrics off until instructed by the Championship Scrutineer. (Non-working cameras as per 2024 championship regulations)

If instructed by the Championship Scrutineer, Truck Electrics **MUST** be switched back on **IMMEDIATELY**.



Virtual Safety Car [VSC]

Radio message(s) to Teams from Race Control

VSC being deployed in 10 seconds 5,4,3,2,1 VSC deployed
[displayed on panels]

60 KPH all trucks – leader becomes Safety Car – you can catch up apart from when in yellow sector – no excessive speeds or movements – when all trucks lined up VSC will end

VSC ending in 10 seconds 5,4,3,2,1 VSC ended Panel Lights off

Green Light on Gantry Information Board and Panel post 2

No over lapping or passing before crossing Control Line



Track Limits: [MSUK for this event Not FIA]

A driver will be judged to have left the track if any part of the contact patch of any tyre of the vehicle goes beyond either the outer edge of any kerb or the white line where there is no kerb. (next slide)

During Qualifying:

Lap time on which the breach occurred will be disallowed but will still count towards minimum number of laps to qualify.

During Race

First breach Noted

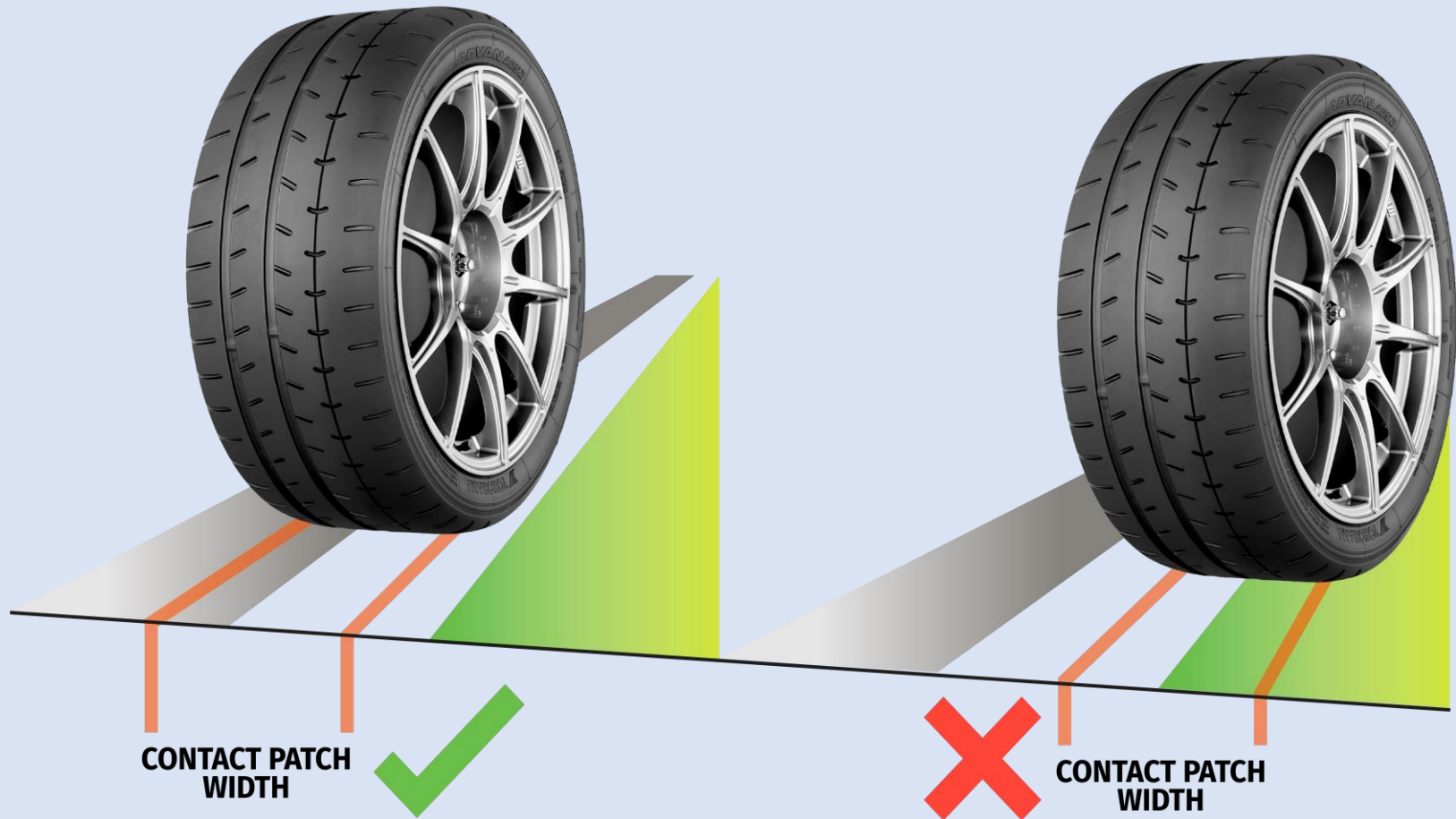
Second breach shown black & white

Third breach 5 second time penalty

Fourth breach further 10 second time penalty

Fifth breach Drive Through penalty Q12.26 (h) in addition to proceeding time penalties

Sixth breach Black Flag



A driver will be judged to have left the track if any part of the contact patch of any Tyre goes beyond either the outer edge of any kerb or white line where this no kerb



Drivers Briefing Brands Hatch 2024



Information Board [Start Gantry]

Pit Entry

Pit Exit

Startline

Control/Finish Line



Drivers Briefing Brands Hatch 2024




Start Lights & Digital Panel

Control Line

Startline




Drivers Briefing Brands Hatch 2024



Start Lights & Digital Panel



Light Panel Paddock Bend Entry



Startline

Control Line (Finish)




Drivers Briefing Brands Hatch 2024



Pit Exit Lights

Pit Exit Speed Line



Pit Entry Speed Line



Respect Code:

Full Race with Respect – for full details

<https://www.motorsportuk.org/racewithrespect/>

Any Questions:

Have an enjoyable meeting.

Robert Lentell 140807

Clerk of Course

rlentell.barc@gmail.com

07710 749701