

**TCR UK Championship****Event: Silverstone National, 17<sup>th</sup> and 18<sup>th</sup> May 2025****Subject: DRIVERS BRIEFING:****Time and Date: 09:00, 17<sup>th</sup> May 2025 v1.0****Senior Clerk of the Course: Ian Watson****Championship Clerk of the Course: Trevor Williams****To be read in conjunction with the Official Documents.****1. CIRCUIT INFORMATION**

- 1.1. Lap length: 2.640 km, (1.640 miles), Clockwise
- 1.2. Parc Fermé: Adjacent to Pit Lane exit and Scrutineering Bay
- 1.3. Start line and Finish line: Located in front of Race Control and are offset.
- 1.4. Pole position: On the left
- 1.5. Speed limit in pit lane: 60 kph – **Please check where the speed limit starts and ends in the pit lane.**
- 1.6. SC end of formation lap: Pit Lane Entry
- 1.7. SC Standby position: Pit Lane Exit
- 1.8. When exiting the pits, drivers MUST be aware of competitors on the track and must not cross the solid white line separating the Pit Lane exit from the Track.
- 1.9. Start lights are on the gantry above the circuit. Countdown boards will be shown here
- 1.10. Warning flags will be shown at the Control Line.
- 1.11. Official Noticeboard: [https://www.barc.net/online\\_noticeboard/2025-silverstone-national-may-17-18/](https://www.barc.net/online_noticeboard/2025-silverstone-national-may-17-18/)
- 1.12. **DRIVE SLOWLY AND IN A CONTROLLED MANNER IN THE PADDOCK AT ALL TIMES.**

**2. TIME SCHEDULE (Times are from timetable issue V1 (01.05.25) and may be subject to change)**

- 2.1. TIMES ARE GREEN FLAG TIMES

**3. QUALIFYING**

- 3.1. You will be released from the Pit Lane at the appointed time
- 3.2. You MUST be noise tested before Qualifying starts.
- 3.3. If you wish to travel slowly on the circuit to get a clear lap, this MUST be done without hindering another competitor in any way whatsoever. Please make use of your mirrors.
- 3.4. Weaving using more than 50% of the track to heat tyres is not permitted.
- 3.5. Track Limits will be monitored by Judges of Fact. If you set a fast lap time whilst exceeding track limits, the relevant lap time may be removed.
- 3.6. At the end of the session, competitors who are on the track will take the chequered flag, proceed around the circuit at reduced speed and enter the pit lane following the directions of the marshals and without stopping enter into Parc Fermé.

**4. START PROCEDURE**

- 4.1. All starts are Standing Starts.
- 4.2. All cars will be released from the Pit Lane directly onto the Grid.
- 4.3. Countdown will be as Championship Regulations. Should the start be delayed, the Countdown will resume from the 1 minute signal.
- 4.4. Please note that cars out of position before the start signal may be penalised as per Championship Regulations.

**5. LIGHT PANELS / SAFETY CAR PROCEDURES**

- 5.1. Light Panels will replace Flag Signals as the primary method of conveying Signals to drivers as per NCR
- 5.2. **RED LIGHTS:**
  - 5.2.1. If in qualifying, return to the Pit Lane, follow the directions of the marshals at all times
  - 5.2.2. During races, return to the Grid, stopping short to enable formation of any revised grid. Follow the directions of the marshals at all times
- 5.3. **YELLOW LIGHTS**
  - 5.3.1. You are reminded that Yellow Lights are a warning of danger, slow down and be prepared to take avoiding action or stop.
  - 5.3.2. **Single Waved Yellow in Qualifying: It must be evident that a driver has reduced speed; this means a driver is expected to have braked earlier and/or noticeably reduced speed in that sector.**
  - 5.3.3. **Double Waved Yellow in Qualifying: It must be evident that a driver has not attempted to set a meaningful lap time; this means the driver should abandon the lap (this does not mean he has to pit as the track could well be clear the following lap).**
- 5.4. **BLUE LIGHTS**
  - 5.4.1. These will normally be shown to a car that is about to be lapped. This car must give way at the earliest opportunity.
- 5.5. **SAFETY CAR PROCEDURE**
  - 5.5.1. The Safety Car will be used in the Races in accordance with the NCR
  - 5.5.2. **Please remind yourselves of the Safety Car Procedures and their implementation**

**6. SESSION FINISH**

- 6.1. All cars that are able to will take the Chequered Flag signal and reduce speed.
- 6.2. Cars will enter the Pit Lane proceeding directly to Parc Fermé.
- 6.3. Drivers are reminded that they are under Parc Fermé conditions from the moment of taking the Chequered Flag.

## **7. GENERAL NOTES**

### **7.1. IN RACE PENALTIES**

7.1.1. Stop / Go & Drive through penalties MUST be taken within 3 laps, unless the Safety Car is on circuit.

### **7.2. ACCIDENT / INCIDENT**

7.2.1. If you come to a stop on the circuit, or after an accident, if you are ok give a thumbs-up signal to the marshal, stay in your car until it is safe to get out, then get to a position of safety behind the barriers, maintaining social distancing at all times. Follow the directions of the marshals. If you are injured, do not attempt to leave your car on your own. Wait for the arrival of the doctor and if necessary, the extrication team.

7.2.2. Silverstone is licenced for live recovery of vehicles. **BE AWARE OF THE LIGHT SIGNALS**

## **8. MECHANICAL PROBLEMS**

8.1. If you have a mechanical problem, pull off in a safe location. Do not continue round the circuit with the risk of leaving oil or other fluids on the track. This will affect other races. If you are ok give a thumbs-up signal to the marshal, and when safe to do so, get out of the car and to a place of safety behind the barriers. If you receive MECHANICAL ASSISTANCE you cannot continue in the session.

## **9. DRIVING CONDUCT**

9.1. Track limits are monitored by appointed Judges of Fact. It is planned that Track Limits will be monitored at the exit of Turn 1 and you are allowed the kerb.

9.2. All incidents reported by Officials will be investigated.

9.3. If you are involved in an incident, DO NOT leave the circuit before checking with Clerk of the Course

## **10. PROTESTS / APPEALS**

10.1. Protests and Appeals must be submitted electronically in accordance with NCR Please be aware of the relevant time limits.

10.2. Electronic Forms are available from the Clerk or the Secretary of the Meeting and you are advised to use a Windows-based PC or laptop to complete these.

10.3. Electronic forms must be submitted to the Clerk of the Course and Secretary of the Meeting within the time limits stated in the NCR via the emails below or on a USB drive, SD card or other removable storage device.

10.4. Clerk of the Course email – [twilliams.barc@gmail.com](mailto:twilliams.barc@gmail.com)

10.5. Secretary of the Meeting email – [ajoy.barc@gmail.com](mailto:ajoy.barc@gmail.com)

## **11. GENERAL**

11.1. Observe the paddock speed limit at all times.

11.2. Please be aware of the noise curfew times. No engines are to be run before 08:30 or after 18:45 on both days.

## **12. QUESTIONS**

12.1. Any clarifications or additional notes will be posted on the Official Noticeboard





















## **13. AOB**

13.1. At the end of each race it would be appreciated if you would take time to wave to the marshals.



Trevor Williams  
Clerk of the Course

## Appendix 1 – Light Panels

FLAG TYPE	LIGHT PANEL DESIGN		
Yellow Flag			<i>Recommended Flashing Frequency = 2 Hz</i>
Double Yellow Flag			<i>Recommended Flashing Frequency = 2 Hz</i>
White Flag			
Green Flag			
Blue Flag	 		
Red Flag			
Slippery surface Flag			
Safety Car Flag			
Pit Entry Flag			
Pit Entry Closed Flag			
Mechanical Problem Flag	 		
Unsportsmanlike behaviour Flag / Warning Flag	 		
Black Flag	 		
Go to Pit			
Full Course Yellow or VSC	 		To be used in accordance with NCR Ch.12 App.8 Art.4 VSC only used in Truck Racing